

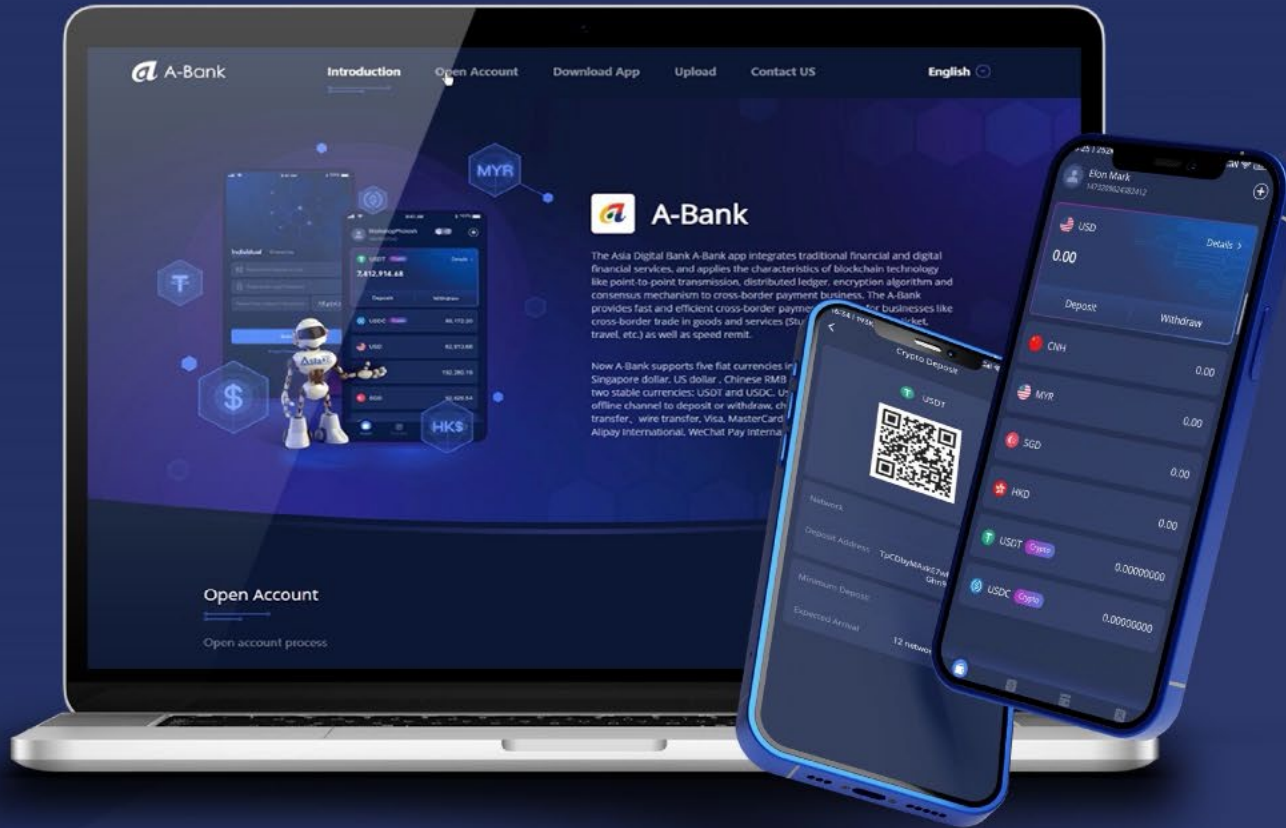
SCAN TO WATCH  
THE DEMO VIDEO



AsiaDB Official  
Website



YouTube



A-Bank

# How to Make **Inter-bank Trade Payments** on the A-Bank Super Wallet App

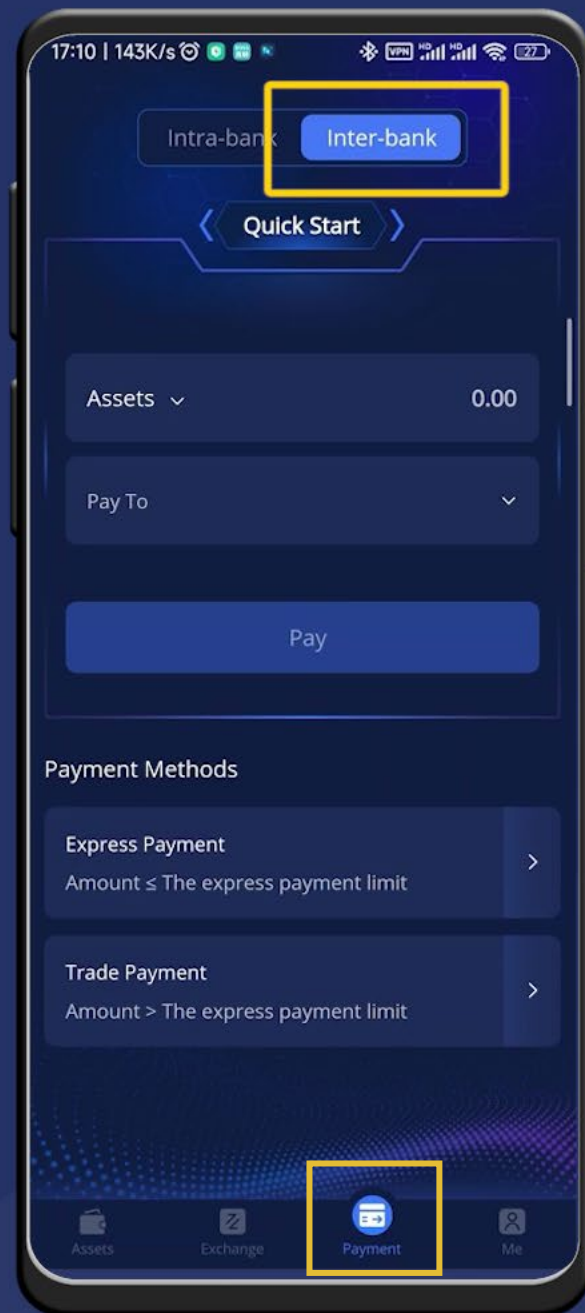


## Inter-bank Trade Payment

The payment account is an Asia Digital Bank account

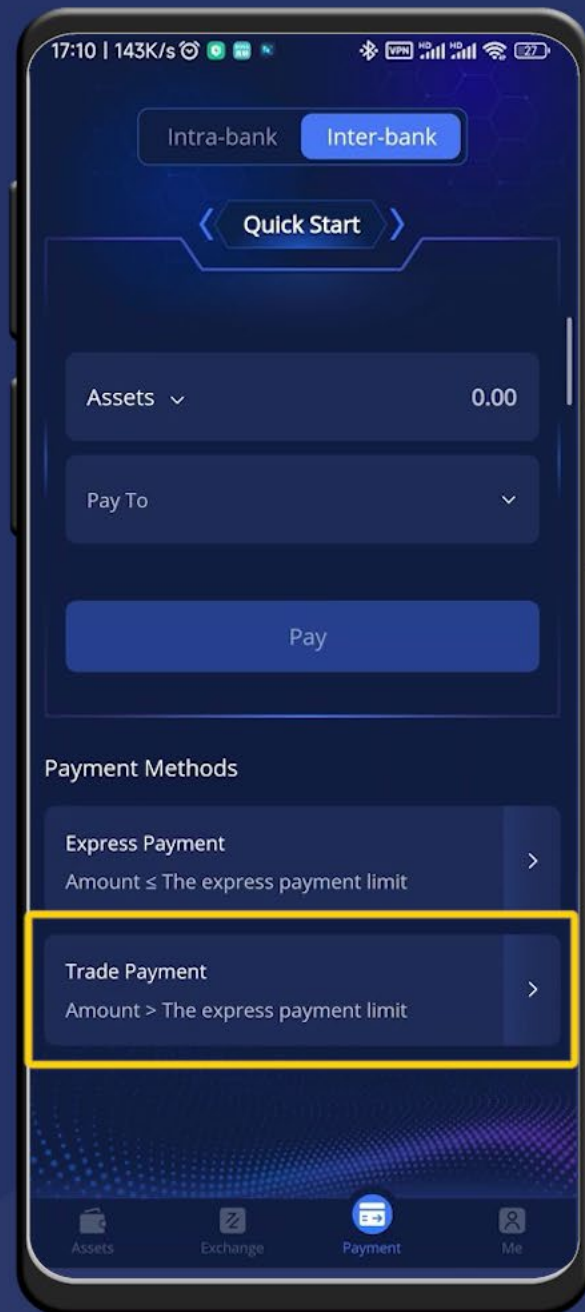
The receiving account is another bank account

Payment amount is > the equivalent of USD 5,000



## Step 1

On the “Payment” page, choose “Inter-bank” at the top of the page.



## Step 2

Select "Trade Payment".


17:12 | 205K/s | 27%

Inter-bank Trade Payment

Beneficiary  Personal  Corporate

Account Name Jing Wang

Account Number 6212261001050306084

Country/Region  CHINA ▾

ID Number 342426199006051359

Account Bank Enter

Branch of Account Bank Enter

1 2 3

4 5 6

7 8 9

符号 返回 0 空格



## Step 3

Input the beneficiary account information.

17:27 | 313K/s | 3G | 23%

< Inter-bank Trade Payment

ANK OF CHINA

Branch of Account Bank Xv jiahui zhihang

SWIFT Code ICBKCNBJSHI

CNAPS Code 102290000017

CIPS Code ICBKCNBJXXX

Bank Address Optional

Beneficiary Address No. 24, Zhongshan East Road, Shanghai

Payment Balance: 4.681K

**CNH** Enter

MEMO Maximum 50 characters (Optional)

Trade

Trade Type

Payment Type



Please upload trade

## Step 4

Select currency and enter amount

Make sure the amount is > the equivalent of USD 5,000

MEMO (Optional)


17:28 | 137K/s |  

< Inter-bank Trade Payment

Bank Address Optional

Beneficiary Address No. 24, Zhongshan East Road, Shanghai

Payment Balance: 4.681K


 CNH 500

MEMO Maximum 50 characters (Optional)

**Trade**

Trade Type General goods trade Shoes and boots

Payment Type Cash on Delivery

 Please upload trade background materials >

Submit

Fee Instruction

## Step 5

Select the transaction's

Trade Type

Payment Type

Upload Trade Background Materials







  
A-Bank

## How to Upload Trade Background Info on the A-Bank Super Wallet app

**Learn how to Upload Trade Background Information via this guide**




17:30 | 168K/s |    

< Inter-bank Trade Payment

Beneficiary Address No. 24, Zhongshan East Road, Shanghai

Payment Balance: 4.681K


 CNH  500

MEMO Maximum 50 characters (Optional)


Trade


Trade Type General goods trade   
Shoes and boots

Payment Type Cash on Delivery

Materials List : 

- Trade Contract
- Proforma Invoice
- Customs Declaration

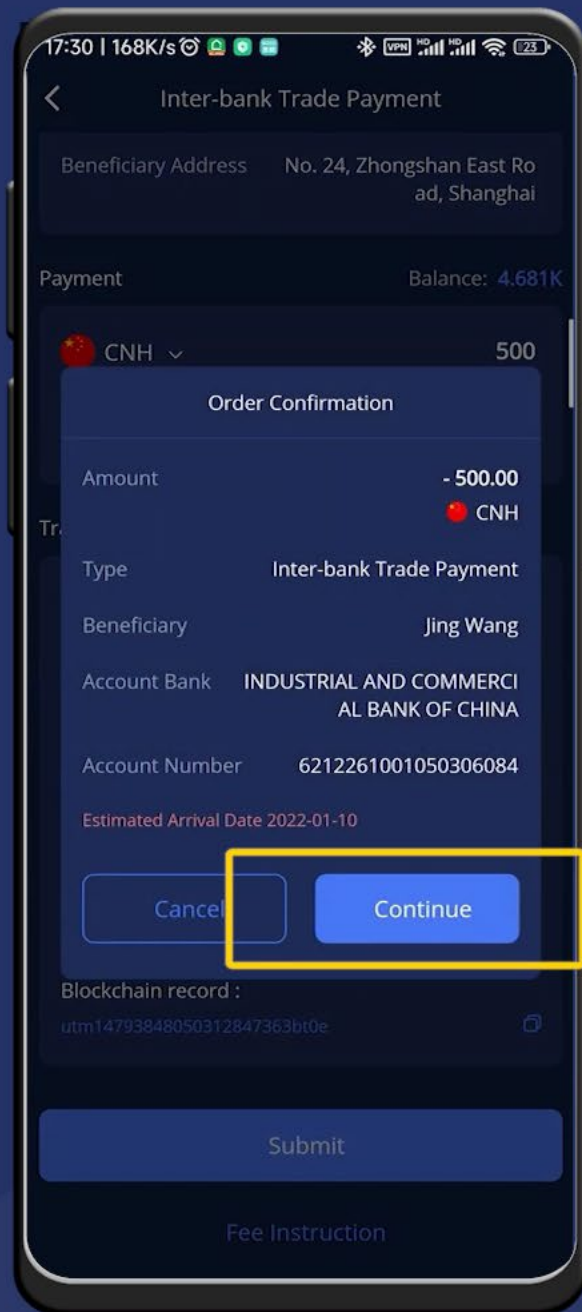
Blockchain record :   
utm14793848050312847363bt0e

**Submit** 

Fee Instruction

## Step 6

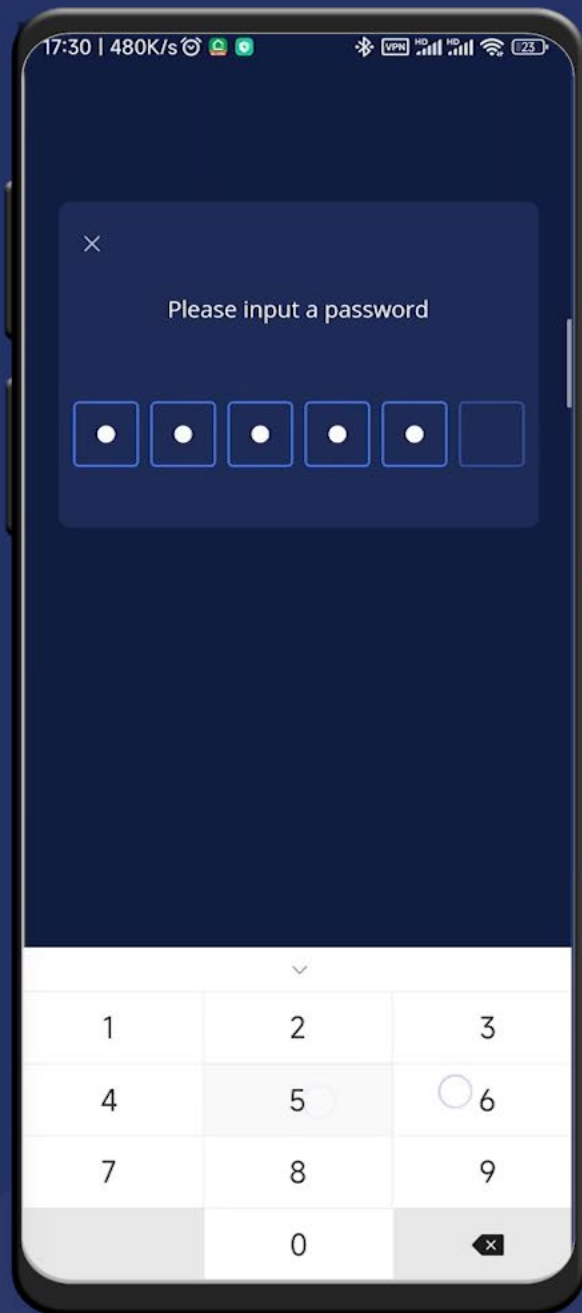
Once you have uploaded all your materials, tap on the “submit” button



## Step 6

Tap on “Submit”

Make sure all the information entered are correct, then tap on “Continue” and enter your PIN.



## Step 6

Tap on "Submit"

Make sure all the information entered are correct, then tap on "Continue" and enter your PIN.

## Learn how to conduct Corporate Customer Order Create & Review via this guide



How to conduct **Corporate Customer Order Create & Review** on the A-Bank Super Wallet App

**Individual accounts** – users can submit the order directly.

**Corporate accounts** – the order needs to be created by the designated “Creator” and approved by the designated “Approver” before submitting the payment.



Easily Make Inter-Bank Trade  
Payments **from your AsiaDB**  
**Account to Another Bank's Account!**



Download A-Bank now!  
<https://a-bank.asiadb.com>

For further enquiries, please email: [info@asiadb.com](mailto:info@asiadb.com)