

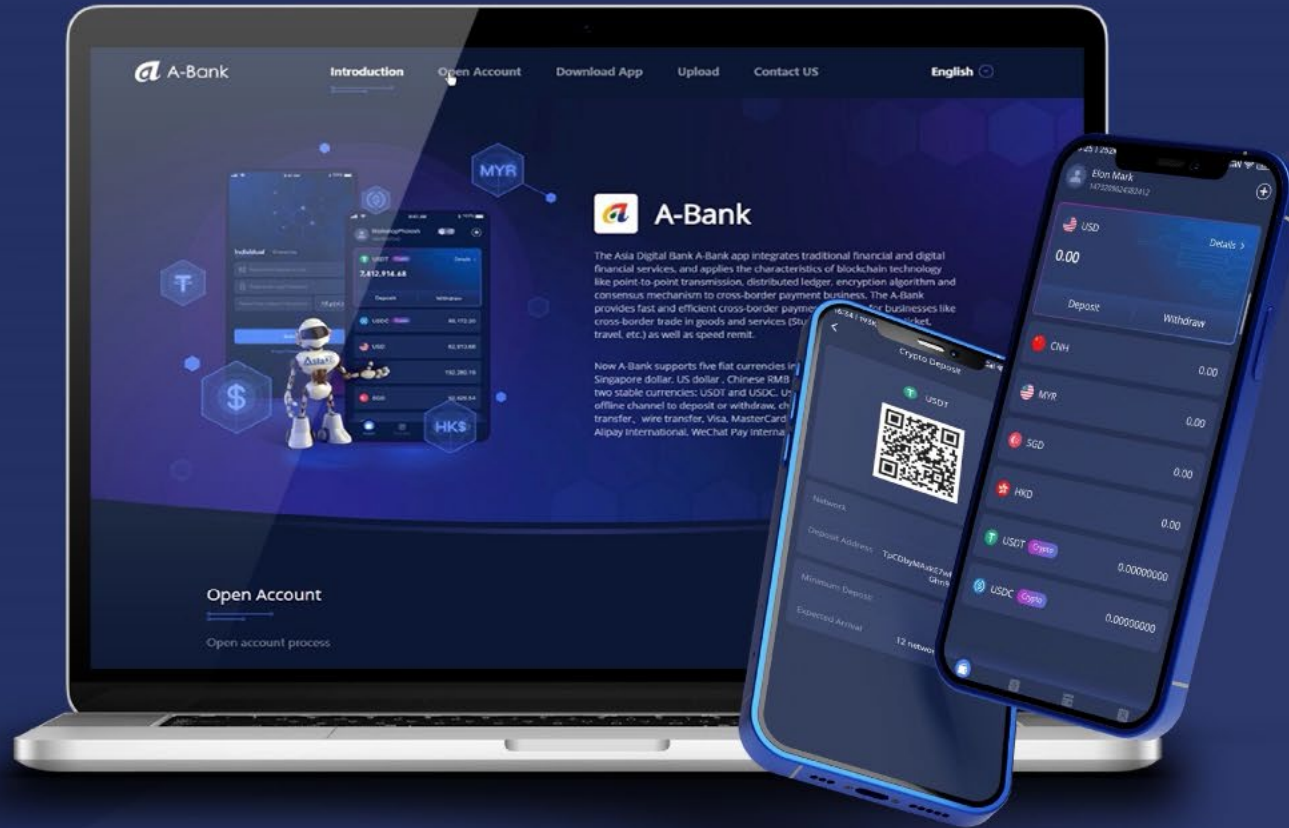
SCAN TO WATCH
THE DEMO VIDEO



AsiaDB Official
Website



YouTube



A-Bank

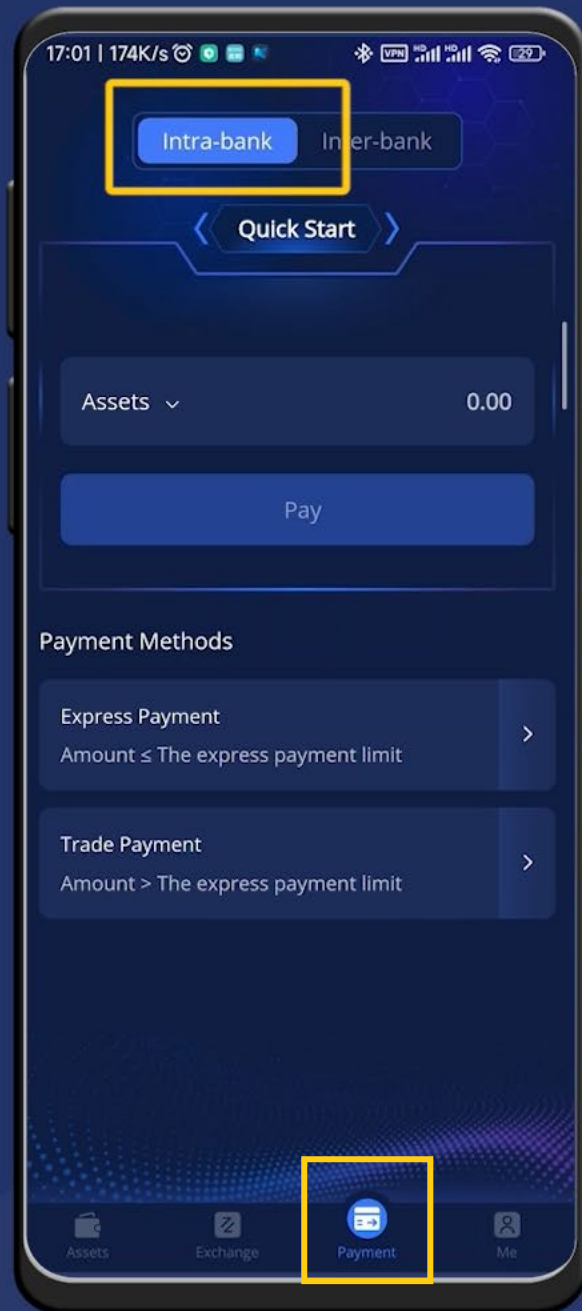
How to Make Intra-bank Trade Payments on the A-Bank Super Wallet App



Intra-bank Trade Payment

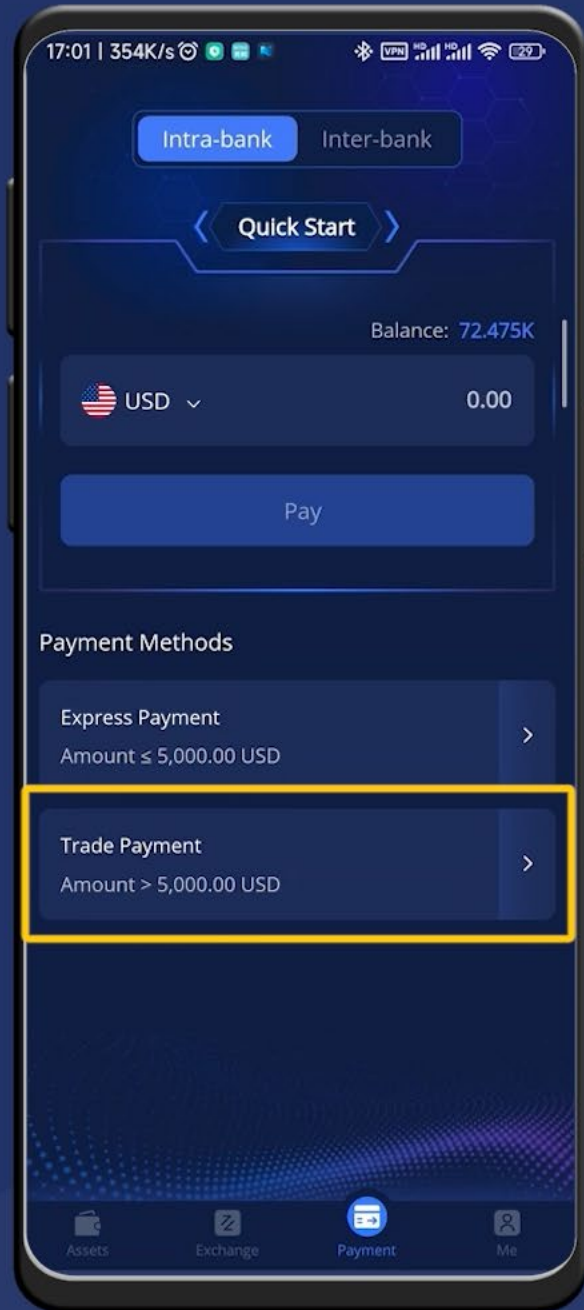
Both parties of the trade receive and pay through their **Asia Digital Bank account**

Payment amount is > the **equivalent of USD 5,000.**



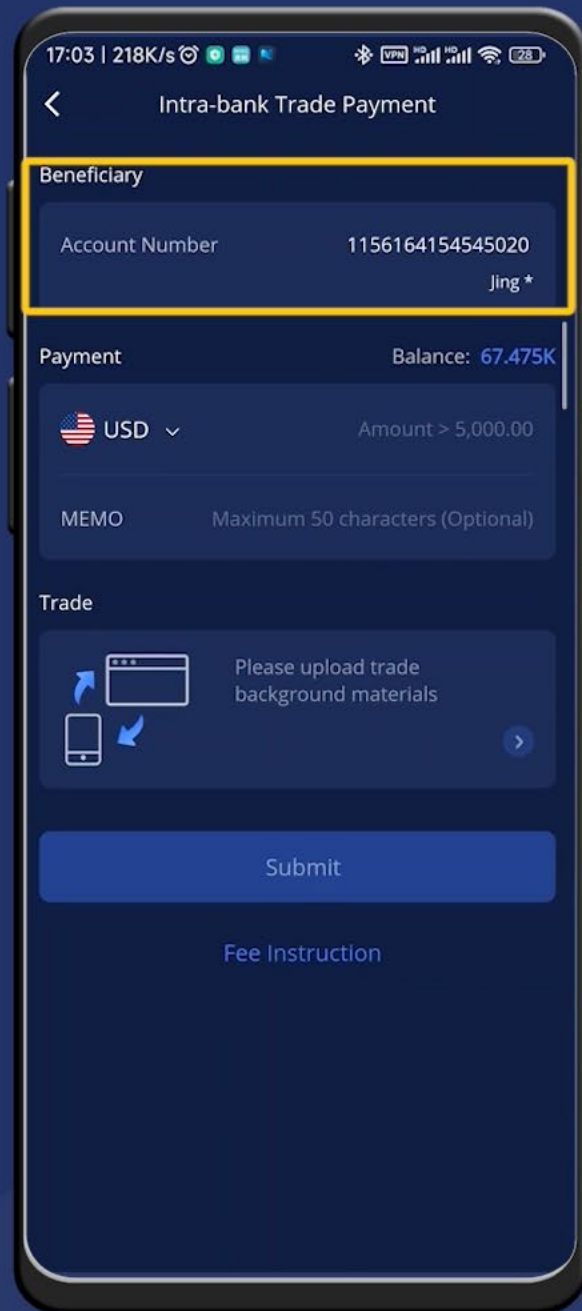
Step 1

On the “Payment” page, choose “Intra-bank” at the top of the page.



Step 2

Select "Trade Payment".



17:03 | 218K/s | VPN | 28

Intra-bank Trade Payment

Beneficiary

Account Number 1156164154545020
Jing *

Payment Balance: 67.475K

USD Amount > 5,000.00

MEMO Maximum 50 characters (Optional)

Trade

Please upload trade background materials

Submit

Fee Instruction

Step 3

Enter the beneficiary's AsiaDB bank account number

If the input is correct, the beneficiary's account name will be displayed automatically.

Otherwise, the entered account number is incorrect

17:03 | 223K/s | VPN | 5G | 28

< Intra-bank Trade Payment

Beneficiary

Account Number 1156164154545020
Jing *

Payment Balance: 67.475K

USD 5001

MEMO Maximum 50 characters (Optional)

Trade

Please upload trade background materials

Submit

Fee Instruction

Step 4

Select currency and enter amount

Make sure the amount is > the equivalent of USD 5,000

MEMO (Optional)

17:03 | 147K/s | VPN | HD | HD | Wi-Fi | 28

< Intra-bank Trade Payment

Beneficiary

Account Number 1156164154545020
Jing *

Payment Balance: 67.475K

USD 5001

MEMO Maximum 50 characters (Optional)

Trade

Please upload trade background materials

Submit

Fee Instruction

Step 5

Upload Trade Background Materials



A-Bank

How to Upload Trade Background Info on the A-Bank Super Wallet app

Learn how to Upload Trade Background Information via this guide

17:08 | 49.7K/s | VPN | 28%

< Intra-bank Trade Payment

Beneficiary


Account Number 1156164154545020
Jing *

Payment Balance: 67.475K


USD 5001

MEMO Maximum 50 characters (Optional)

Trade

Materials List : 

- Trade Contract
- Proforma Invoice

Blockchain record :
utm1479379299009040384p97ux 

Submit

Fee instruction

Step 6

Tap on "Submit"

17:08 | 49.7K/s | VPN | 28%

< Intra-bank Trade Payment

Beneficiary

Account Number: 1156164154545020
Jing *

Payment Balance: 67.475K

Order Confirmation

Amount: - 5,001.00
USD

Type: Intra-bank Trade Payment

Beneficiary: Jing *

Account Number: 1156164154545020

Estimated Arrival Date: 2022-01-10

Cancel Continue

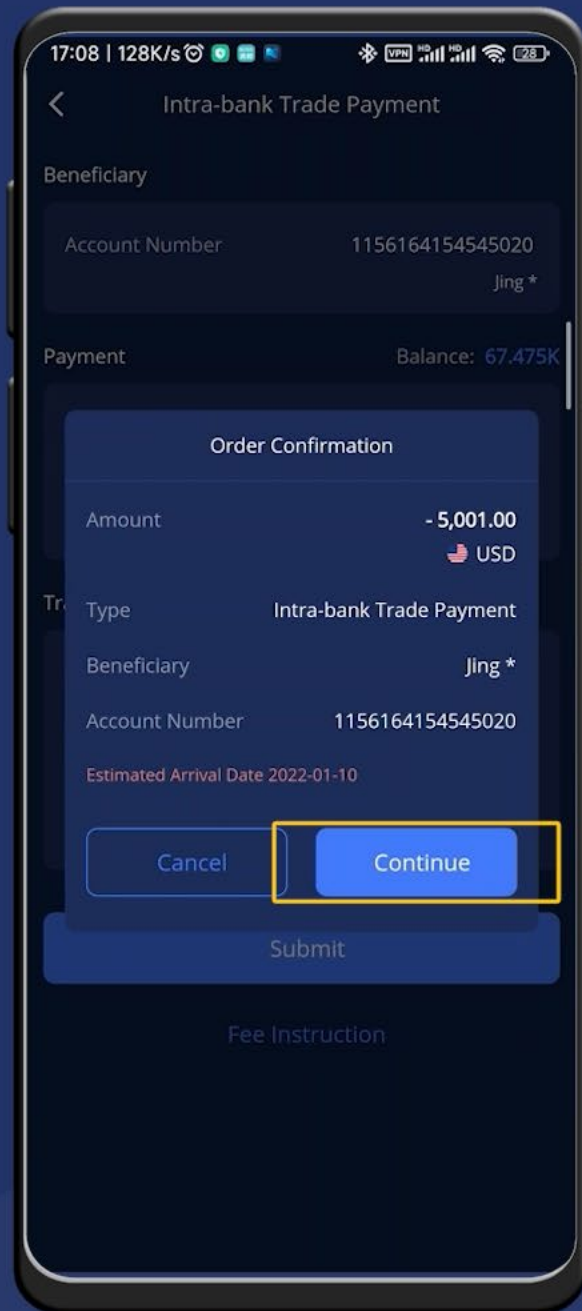
Submit

Fee Instruction

Step 6

Tap on “Submit”

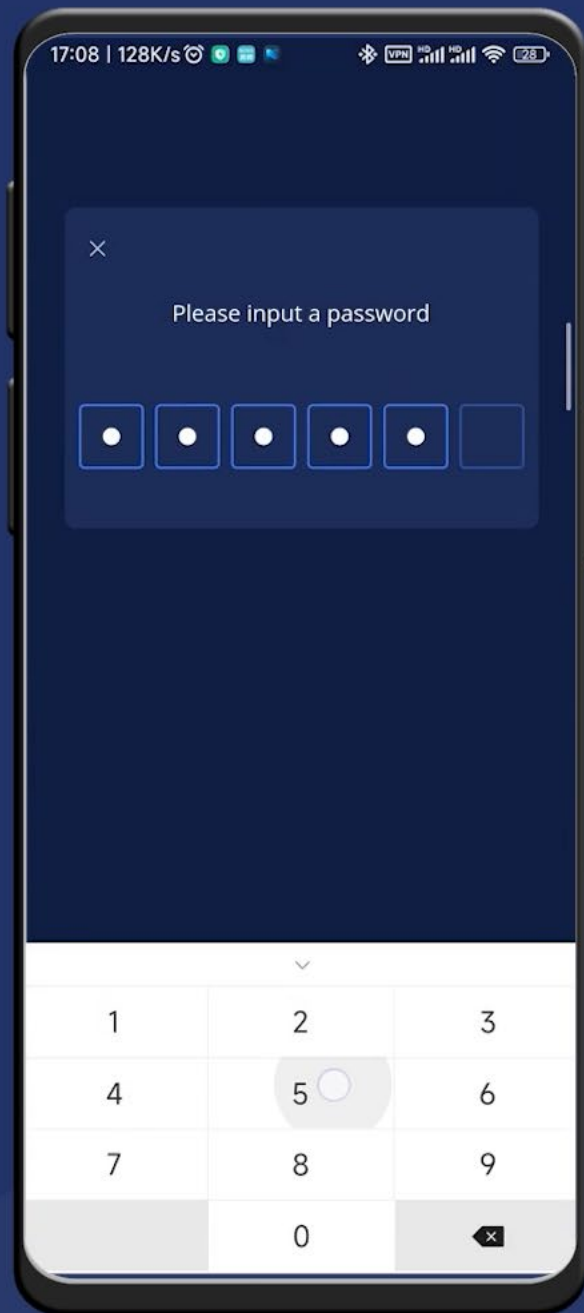
Make sure all the information entered are correct, then tap on “Continue” and enter your PIN.



Step 6

Tap on “Submit”

Make sure all the information entered are correct, then tap on “Continue” and enter your PIN.



Step 6

Tap on "Submit"

Make sure all the information entered are correct, then tap on "Continue" and enter your PIN.

Learn how to conduct Corporate Customer Order Create & Review via this guide



How to conduct **Corporate Customer Order Create & Review** on the A-Bank Super Wallet App

Individual accounts – users can submit the order directly.

Corporate accounts – the order needs to be created by the designated “Creator” and approved by the designated “Approver” before submitting the payment.



Easily Make Intra-Bank Trade
Payments between AsiaDB accounts!



Download A-Bank now!
<https://a-bank.asiadb.com>

For further enquiries, please email: info@asiadb.com